



Phonics and Spelling

Read Write Inc. Phonics

Early Years (Nursery and Reception)
until the end of Year 1 or until a
child has reached the expected
standard.

Read Write Inc. Spelling

Year 2 - Year 6

- ▶ **December 2024**
- ▶ **btasker@emmausmac.com**

Read Write Inc. Phonics

Phonics is taught from Nursery to Year 1, or until pupils have reached the expected standard.

The English alphabetic code is one of the most complex in the world. There are 44 sounds, but over 150 graphemes (ways of spelling those 44 sounds).

Simple Speed Sounds chart

Consonants: stretchy

f	l	m	n	r	s	v	z	sh	th	ng
										nk

Consonants: bouncy

b	c	d	g	h	j	p	qu	t	w	x	y	ch
	k											

Vowels: bouncy

Vowels: stretchy

a	e	i	o	u	ay	ee	igh	ow
---	---	---	---	---	----	----	-----	----

Vowels: stretchy

oo	oo	ar	or	air	ir	ou	oy
----	----	----	----	-----	----	----	----

Complex Speed Sounds chart

Consonants: stretchy

f	l	m	n	r	s	v	z	sh	th	ng
ff	ll	mm	nn	rr	ss	ve	zz	ti		nk
ph	le	mb	kn	wr	se		s	ci		
					c					
					ce					

Consonants: bouncy

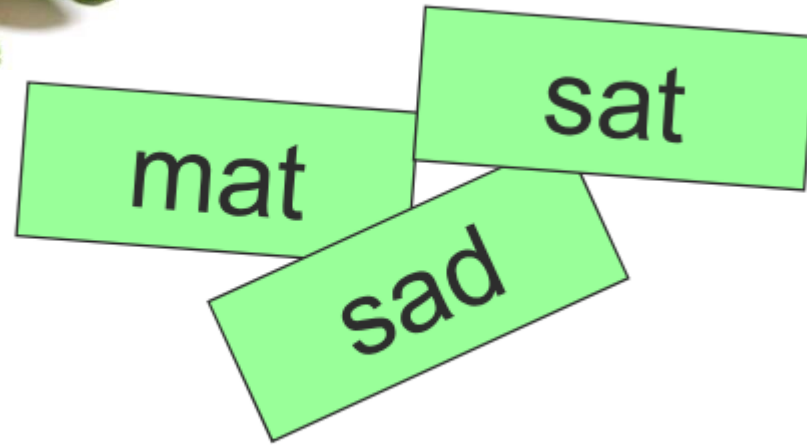
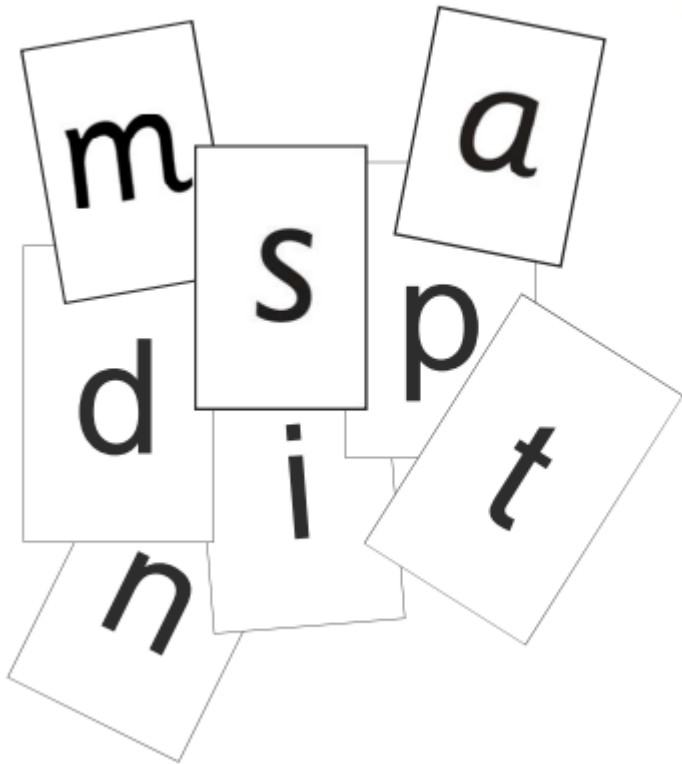
b	c	d	g	h	j	p	qu	t	w	x	y	ch
bb	k	dd	gg		g	pp		tt	wh			tch
	ck				ge							
	ch											

Vowels

a	e	i	o	u	ay	ee	igh	ow
	ea				ā-e	y	ī-e	ō-e
					ai	ea	ie	oa
						e	i	o

oo	oo	ar	or	air	ir	ou	oy	ire	ear	ure
ū-e			oor	are	ur	ow	oi			
ue			ore		er					
ew			aw							
			au							

Blending to Read



fish

“Special friends? Fred talk. Read the word.”

Red Words

they

said

to

what

Dots and Dashes

- ▶ The dots are underneath sounds that are spelt using just one letter.
- ▶ Dashes underline 'special friends'. These are sounds spelt with more than one letter.
- ▶ 'Smile special friends' are for sounds spelt with letters that aren't next to each other in the word.

slow

3

cheese

3

foolish

5

near

2

spike

4

Spelling in RWI Phonics “Fred Fingers”



shop

Say the word

Use fingers to 'pinch the sounds'

Write the word

Red Words

they

said

to

what

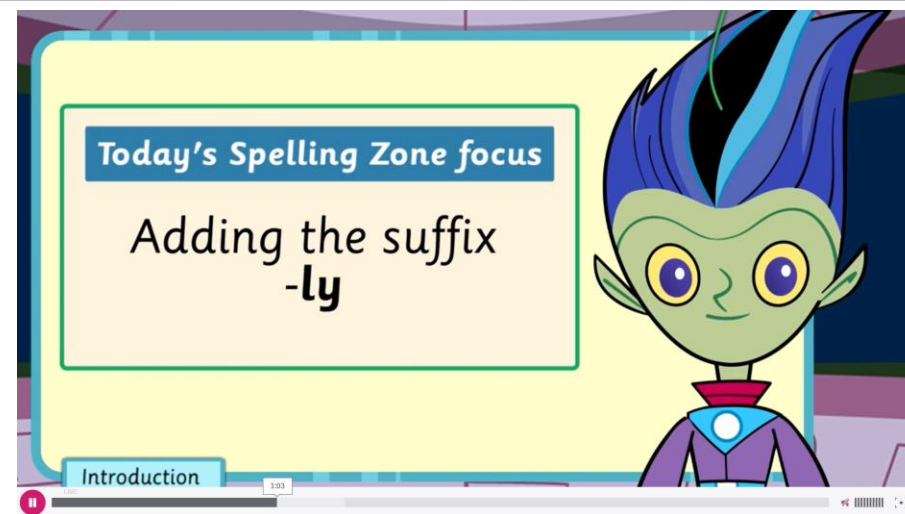
Read Write Inc. Spelling

Taught from Year 2 upwards.

Pupils begin to learn spelling rules, with a new rule taught each week.

Pupils learn that spellings often break the rules they know from phonics!

Reading regularly will help a pupil notice when a word they have written doesn't 'look right'.



Spelling 2A Unit 9 File 9.4 Word changers

Click Reveal to show the answers.

root word	root word + suffix -ing
smile	smiling
make	making
slide	sliding

Spelling 2B Unit 9 File 9.2 Dots and dashes

pa <u>rc</u> el	5
a <u>ng</u> el	5
je <u>w</u> el	4
l <u>ev</u> el	5
ti <u>ns</u> el	6

la <u>b</u> el	5
t <u>un</u> nel	5
sn <u>ork</u> el	6
to <u>w</u> el	4
tr <u>av</u> el	6

vo <u>w</u> el	4
ca <u>m</u> el	5
ca <u>nc</u> el	6
squ <u>ir</u> rel	6
tr <u>ow</u> el	5

Drag and drop the correct word into each space.

tunnel

tunnelled

travel

travelling

travelled

1 The prisoner escaped through a .

2 Deep underground, the man his way to safety.

3 It was great fun on the train.

4 I don't want to too far today.

How is spelling assessed?

- ▶ The assessment of spelling takes place predominantly through how children apply their spelling knowledge in their independent writing. By the end of Year 2, children should be able to spell most KS1 common exception words and be phonetically plausible with others.
- ▶ In KS2, children should be able to spell many of the year group's common exception words and start to apply spelling rules more consistently.
- ▶ At the end of Year 6, there is a spelling test as part of the 'SATs' tests.

Year 1 and 2 Common Exception Words

These are known in Read, Write, Inc. as 'red words' as you have to stop and think before reading or spelling them.

Year 1

the	they	one
a	be	once
do	he	ask
to	me	friend
today	she	school
of	we	put
said	no	push
says	go	pull
are	so	full
were	by	house
was	my	our
is	here	
his	there	
has	where	
I	love	
you	come	
your	some	

Year 2

door	gold	plant	clothes
floor	hold	path	busy
poor	told	bath	people
because	every	hour	water
find	great	move	again
kind	break	prove	half
mind	steak	improve	money
behind	pretty	sure	Mr
child	beautiful	sugar	Mrs
children	after	eye	parents
wild	fast	could	Christmas
climb	last	should	everybody
most	past	would	even
only	father	who	
both	class	whole	
old	grass	any	
cold	pass	many	

New Curriculum Spelling List Years 3 and 4

accident

accidentally

actual

actually

address

although

answer

appear

arrive

believe

bicycle

breath

breathe

build

busy

business

calendar

caught

centre

century

certain

circle

complete

consider

continue

decide

describe

different

difficult

disappear

early

earth

eight

eighth

enough

exercise

experience

experiment

extreme

famous

favourite

February

forwards

fruit

grammar

group

guard

guide

heard

heart

height

history

imagine

increase

important

interest

island

knowledge

learn

length

library

material

medicine

mention

minute

natural

naughty

notice

occasion

occasionally

often

opposite

ordinary

particular

peculiar

perhaps

popular

position

possess

possession

possible

potatoes

pressure

probably

promise

purpose

quarter

question

recent

regular

reign

remember

sentence

separate

special

straight

strange

strength

suppose

surprise

therefore

though

thought

through

various

weight

woman

women

From Year 3 upwards, these are known as 'orange words' as you should pause and think before spelling them.

Year 5 and 6 Statutory Spellings

accommodate	category	determined	foreign	lightning	profession	sincerely
accompany	cemetery	develop	forty	marvellous	programme	soldier
according	committee	dictionary	frequently	mischievous	pronunciation	stomach
achieve	communicate	disastrous	government	muscle	queue	sufficient
aggressive	community	embarrass	guarantee	necessary	recognise	suggest
amateur	competition	environment	harass	neighbour	recommend	symbol
ancient	conscience	equip	hindrance	nuisance	relevant	system
apparent	conscious	equipped	identity	occupy	restaurant	temperature
appreciate	controversy	equipment	immediate	occur	rhyme	thorough
attached	convenience	especially	immediately	opportunity	rhythm	twelfth
available	correspond	exaggerate	individual	parliament	sacrifice	variety
average	criticise	excellent	interfere	persuade	secretary	vegetable
awkward	curiosity	existence	interrupt	physical	shoulder	vehicle
bargain	definite	explanation	language	prejudice	signature	yacht
bruise	desperate	familiar	leisure	privilege	sincere	

Talking to support literacy

Talking

Talk to your child as much as possible and ‘feed’ them new and ambitious vocabulary.

“Let’s **eat** our lunch now.”

“Let’s **munch** our lunch now.”

“Let’s **scoff** our lunch now.”

“Let’s **devour** our lunch now!”

Vocabulary

Vocabulary

Enrich conversations through description:

“Look at that rain. It looks like little diamonds sparkling on the window pane!”

Have fun with words and language.

“I’m as hot as a spud in a cooking pot!”

Praise your child for using new words or interesting phrases

Online resources available

Ruth Miskin Parents' Page:

<http://www.ruthmiskin.com/en/parents/>

Ruth Miskin Facebook:

<https://www.facebook.com/miskin.education>

Free e-books for home reading:

<http://www.oxfordowl.co.uk/Reading/>

Thank you for listening!



Please always contact myself or your child's class teacher with any questions or for further support.

Thank you for all you do to support your child at home.

“**Once you
learn to
read, you will
be forever
free.**”

Frederick Douglass